



May 2023 Treasurer's Report Executive Summary

General Fund Resources May 1: \$2,211,505.48

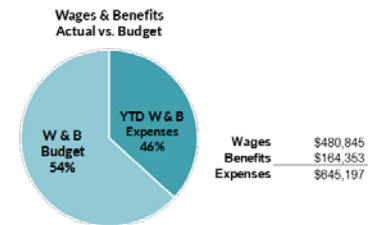
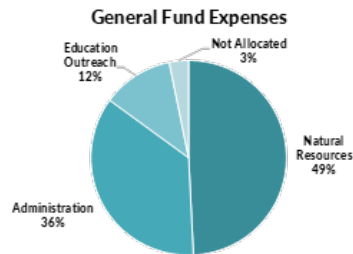
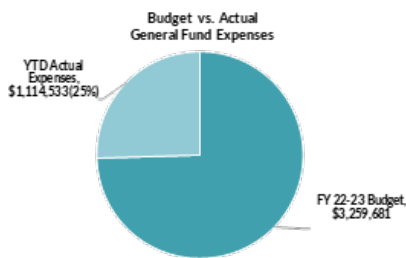
General Fund May Income

Income (rent, grants, plant sale)	\$22,968.63
Previous Years Levied Taxes Received	\$818.67
Current Year Levied Taxes Received	\$2,572.90
Dividends (Interest)	\$7,718.75
	= \$34,919.15

Year to Date (YTD) Income

Income (rent, grants, plant sale)	\$191,953.96 (52.3% of Adopted Budget)
Previous Years Levied Taxes Received	\$54,888.78 (203.3%)
Current Year Levied Taxes Received	\$1,317,863.91 (99.1%)
Dividends (Interest)	\$57,506.92 (423.7 %)

= \$1,622,213.57



General Fund Expenses	Administration	Natural Resources	Education	Not Allocated
May Expenses	\$40,738.19	\$68,100.21	\$8,886.05	\$0.00
22-23 Adopted Budget	\$869,825.00	\$1,511,610.00	\$266,246.00	\$612,000.00
YTD Expenses	(-) \$427,199.33 (49.1% of Budget)	(-) \$548,684.52 (36.3%)	(-) \$131,064.92 (49.2%)	(-) \$35,429.90 (5.8%)
YTD Balance	\$442,625.67	\$962,925.48	\$135,181.08	\$576,570.10
Conservation Grants	*Budget	YTD Expenses	Balance	
(Natural Resource Program Expense)	\$781,786.00	\$163,038.81	\$618,747.19	

General Fund Adopted Budget vs. Actual Income & Expenses

Adopted FY22-23 Budget	<u>\$3,259,680.75</u>
YTD Actual Budget	\$3,235,765.57 (99.3%)
YTD General Fund Expenses Through May	<u>(-) \$1,114,532.76</u>
General Fund Resources for June	\$2,121,232.81

Reserves	Multi-Purpose	Building
22-23 Reserves	\$316,271.00	\$262,307.00
Year to Date Resources	\$0.00	<u>\$7,842.62</u> (313.7% - 12% of LGIP Dividends)
Balance	\$316,271.00	\$270,149.62

US Bank Checking Account Summary for May

- US Bank Checking Beginning Balance = \$95,572.27
 - Checks Paid = \$31,657.24 (30 checks)
 - Includes Credit Card Expenses = [\$1,671.17]
 - Electronic Withdrawals = \$71,343.62 (17 E-Pay)
- Deposits = \$73,368.63
- US Bank Checking Ending Balance = \$65,940.04